



*LOVE FOR GOD, LOVE FOR EACH OTHER
LOVE FOR LEARNING*

Telephone School office: (01305) 268741

Website: www.manorpark.dorset.sch.uk

Dear Families of Year Two

February 2025


Welcome back to the new term here at Manor Park First School. We hope you have all had a lovely break and are ready to get back to school. Here is some information to outline what your children will be learning this term in all the different curriculum areas. Do encourage your child to tell you about what they have been learning at school – it really helps the children to secure their learning when they discuss it with others.

In **Mathematics** we are learning:



- add and subtract numbers using concrete objects, pictorial representations, and mentally, including:
 - a two-digit number and ones
 - a two-digit number and tens
- adding three one-digit numbers
- compare and order weight
- record the results using $>$, $<$ and $=$
- interpret unmarked divisions on scales
- recognise odd and even numbers
- recall and use multiplication and division facts for the 2, 5 and 10 multiplication tables, including recognising odd and even numbers
- calculate mathematical statements for multiplication and division within the multiplication tables and write them using the multiplication (\times), division (\div) and equals ($=$) signs
- show that multiplication of two numbers can be done in any order (commutative) and division of one number by another cannot
- solve problems involving multiplication and division, using materials, arrays, repeated addition, mental methods, and multiplication and division facts, including problems in contexts
- identify and describe the properties of 2-D shapes, including the number of sides and line symmetry in a vertical line
- identify and describe the properties of 3-D shapes, including the number of edges, vertices and faces
- identify 2-D shapes on the surface of 3-D shapes, [for example, a circle on a cylinder and a triangle on a pyramid]
- compare and sort common 2-D and 3-D shapes and everyday objects

In **English** we are learning to:



- study the book *George's Marvellous Medicine* by Roald Dahl
- write a character description based on the evil character of Grandma
- write instructions on how to make a magic potion including tips and tricks
- write a narrative about *George's Grandma* (or another villain of their choice) to entertain the reader and evoke a sense of fear and dislike
- include features of the genre I am writing in
- use conjunctions 'and' 'or' 'but' to join sentences.
- Use 'when' 'because' 'if' 'that' to create subordinate clauses
- punctuate sentences correctly using !?.
- use noun phrases
- include adverbs of time to help sequencing
- learn how to use sentences with different forms: statement, question, command
- use an appropriate opening and ending
- begin to start sentences with an adverbial (time, cause and place)
- include details to add an element of humour, surprise or suspense
- start to use similes, adverbs, connectives and preposition starters

- recognise, find, name and write fractions $\frac{1}{3}$, $\frac{1}{4}$, $\frac{2}{4}$ and $\frac{3}{4}$ of a length, shape, set of objects or quantity
- write simple fractions for example, $\frac{1}{2}$ of 6 = 3 and recognise the equivalence of $\frac{2}{4}$ and $\frac{1}{2}$


In **RE** we are learning about:

Why is the Torah such a joy for the Jewish community?

Yom Kippur: Jewish families ask for forgiveness at New Year.



- why Easter matters to Christians
- the main events in the Bible story of Holy week and Easter
- three important days in Holy week
- how Christians feel about Palm Sunday, Good Friday and Easter Sunday, considering how it would have made the disciples feel
- why Christians say 'Good Friday' for the day Jesus died and consider what it means to say Jesus saved people by dying for them
- how Christians and non-believers celebrate on Easter Sunday



In **Science** we are learning about:

- animals including humans have offspring that grow into adults
- in humans and some animals, live babies are born such as kittens that grow into adult cats
- in other animals, such as chickens or insects, there may be eggs laid that hatch to young or other stages which then grow into adults
- the young of some animals do not look like their parents e.g. tadpoles
- all animals, including humans, have the basic needs of feeding, drinking and breathing that must be satisfied in order to survive
- to grow into healthy adults, they also need the right amounts and types of food and exercise
- good hygiene is also important in preventing infections and illnesses

In **PE** we are learning:

Gymnastics (with our sports coach)

- Physical: shapes, balance, travelling actions, shape jumps, barrel roll, straight roll, forward roll
- Social: leadership, work safely, respect
- Emotional: independence, confidence
- Thinking: select and apply actions, creativity



Invasion Games

- Physical: dribble, throw, catch, kick, receive, run, jump, change direction, change speed
- Social: communication, kindness, support others, cooperation, respect, collaborate
- Emotional: empathy, perseverance, honesty, integrity, independence
- Thinking: creativity, select and apply, comprehension, problem solving, provide feedback



In **Computing** we are learning:

- to recognise that we can count and compare objects using tally charts
- to recognise that objects can be recognised as pictures
- to create a pictogram
- to select objects by attribute and make comparisons
- to recognise that people can be described by attributes
- to explain that we can present information using a computer
- how we can be safe, responsible and respectful online
- why it is important to listen to your feelings when using technology
- how to stay safe when visiting a website or app



In **PSHE** we are learning to:


Healthy Me

- make healthy choices
- eat a healthy balanced diet
- be physically active
- keep myself and others safe
- how to be a good friend and enjoy healthy friendships
- how to keep calm and deal with difficult situations



In **Music** we are learning:

- how we can represent real-life sounds using our bodies/voices to create a soundscape of the seaside
- to follow a conductor
- how we can use untuned percussion instruments to represent sounds heard in the country and think about how varying dynamic and temp might affect these sounds
- to experiment with different ways of using voices to create sounds to represent sounds of the city and explore how varying dynamic and temp might affect these sounds
- how to follow a graphic score
- how to create a soundscape composition with a clear structure
- to perform a soundscape composition



In **History** we are going to look at the changes in hospitals and healthcare over the years and the significant people involved.

- Find out about the past through looking at pictures of old and new hospitals and healthcare workers.
- Explore who Florence Nightingale and Mary Seacole were and why they were significant.
- Build on their chronological understanding by building and using timelines.
- Compare the past and present and spot the differences in hospitals and healthcare over the years.



Additional class information:

Spellings

Spelling tests will continue in Year 2 on a Friday. Please practise these with your child.

Reading

Reading on a daily basis is very important in Year 2. Please encourage your child to read **daily**. We expect children to read at least 4 times a week. Their reads count towards earning their reading badges. Please log reads on Learn with parents.

Maths

Learning will continue to be set weekly on Mathseeds. Your child can enjoy fun, interactive and rewarding lessons that teach foundational maths and problem-solving skills while nurturing an early love of maths. Please see your child's class teacher if you have any questions around this.

PE

Children should come to school in their PE kits on PE days.

PE will be on **Thursdays** with the sports coach and **Wednesdays** with their teachers.

We look forward to a fantastic term and working with you and your children,

Year 2 Team